

This dashboard requires a School Name be selected before clicking on 'Go'.
Please select or change the School Name using the dropdown list and hit Go to display the refreshed data.

About this Page

Edison Career and Technology High School (95)
Principal Walter Larkin
655 COLFAX ST
261600010095
Grades:9-12 (Priority)

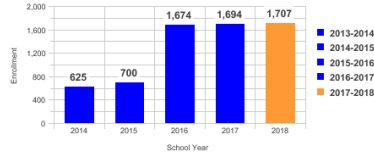
School Name
Edison Career and Technology High School (95)



Enrollment Trend

BEDS Day Enrollment Trend

NOTE: Current school year data is Enrollment as of the previous school day.



Enrollment by Student Classification

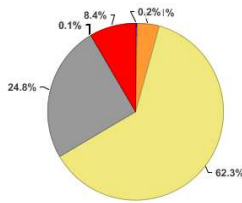
Enrollment by Student Classification

Status	Female	Male	Female %	Male %
General Education	645	645	50.0%	50.0%
Students with Disabilities	175	242	42.0%	58.0%
Economically Disadvantaged	741	759	49.4%	50.6%
English Language Learners	111	129	46.3%	53.8%
Students in Bilingual Programs	6	7	46.2%	53.8%
All Students	820	887	48.0%	52.0%

Enrollment by Demographics

Enrollment

- American Indian and Alaska Native
- Black or African American
- Native Hawaiian and Other Pacific Islander
- White
- Asian
- Hispanic
- Two or more

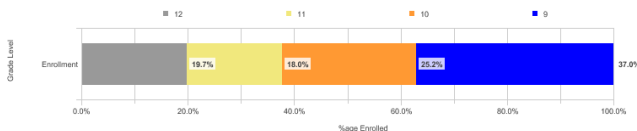


Race Enrollment % Enrolled

Race	Enrollment	% Enrolled
American Indian and Alaska Native	4	0.2%
Asian	70	4.1%
Black or African American	1,063	62.3%
Hispanic	424	24.8%
Native Hawaiian and Other Pacific Islander	1	0.1%
Two or more	1	0.1%
White	144	8.4%
Grand Total	1,707	100.0%

Enrollment by Grade Level

Grade Level



Grade Level	12	11	10	9
Enrollment	337	307	431	632

Enrollment by ELL Current Level of Service

ELL Current Level of Service

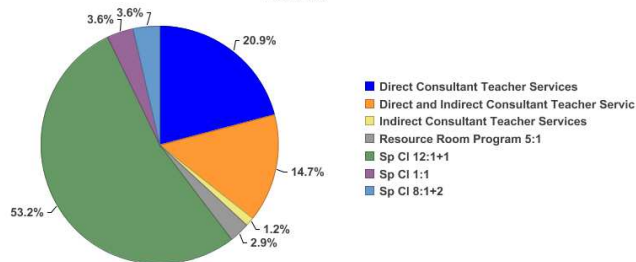


ELL Current Level of Service	Entering	Emerging	Transitioning	Expanding	Intermediate	Advanced	Proficient
Enrollment	31	49	70	86	2	1	1

Enrollment by Primary SWD Services

Campus Enrollment by Primary SWD Services

of Students



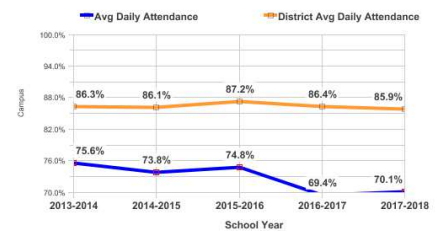
2017-2018

SWD Level of Service	Direct Consultant Teacher Services	Direct and Indirect Consultant Teacher Service	Indirect Consultant Teacher Services	Resource Room Program 5:1	Sp CI 12:1+1	Sp CI 1:1	Sp CI 8:1+2
Enrollment	88	62	5	12	224	15	15

Average Daily Attendance

Yearly Campus Avg Daily Attendance Compared to District Avg Daily Attendance

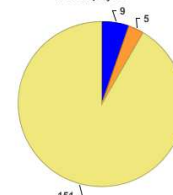
Attendance is for all students who have ever had attendance taken at the school including students who are no longer in the building.



Staff Distribution

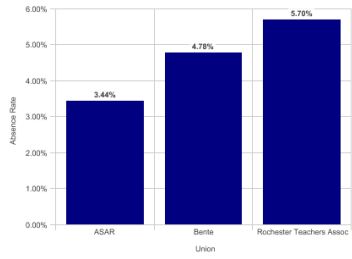
Campus Staff Distribution

of Employees



Administrators Support Staff Teachers

Union	# of Employees	Total # of Hours Absent	Standard Hours	Absence Rate
ASAR	9	600.00	17440.00	3.44%
Bente	5	473.50	9910.00	4.78%
Rochester Teachers Assoc	152	14947.10	262416.00	5.70%



There are no NYS ELA 3 - 8 results available at this time.

There are no NYS ELA 3 - 8 results available at this time.

There are no NYS Math 3 - 8 results available at this time.

There are no NYS ELA 3 - 8 results available at this time.

Additional School Information

There is no Additional School Information available for the selected campus.

Rochester City School District - 131 W. Broad Street - Rochester, NY 14614
 Refreshed as of Monday - 06-11-2018

[RCSDK12.org Home](#)

[SharePoint Applications](#)

[Release Notes](#)

[Knowledge Base](#)

[DATA.NYSED.gov Home](#)